



Campus Student & Campus Parent


Getting Started-

Welcome to the Campus Student & Campus Parent portals! Campus Student and Campus Parent put school information at your fingertips with real-time access to assignments, attendance, grades, schedules, meal accounts, and more!

Downloading the app

The Campus Student and Campus Parent apps provide the same tools as the browser version, with the benefit of the option to Stay Logged In and receive push notifications.

-Download the app from the App Store or Google Play



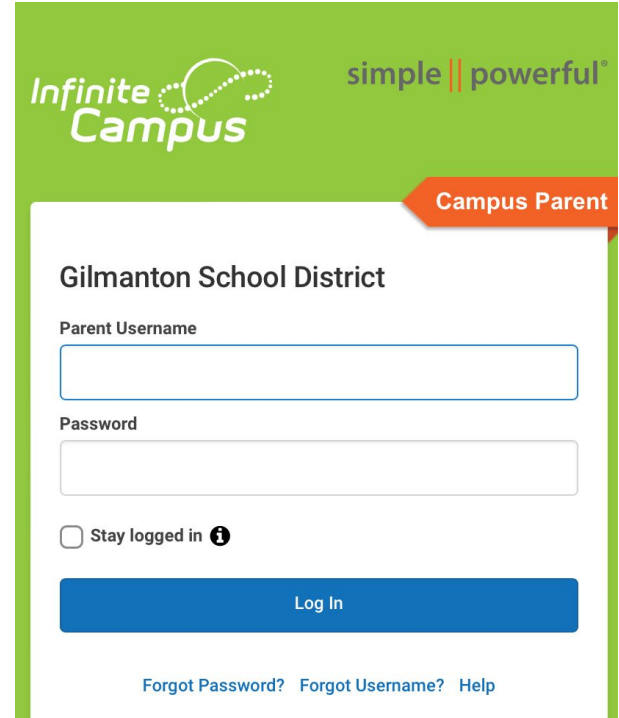
Logging in to the app

-Search for our District Name, **Gilmanton** and state, **WI** entering at least 3 characters of your district's name to search. Select your district from the list.

-Enter the **Username** and **Password** you have been provided with. You should be forced to reset your password the first time you log in.

-If using a secure, private device, mark **Stay Logged In** to receive mobile push notifications, if enabled by your school.

-Click **Log In**.

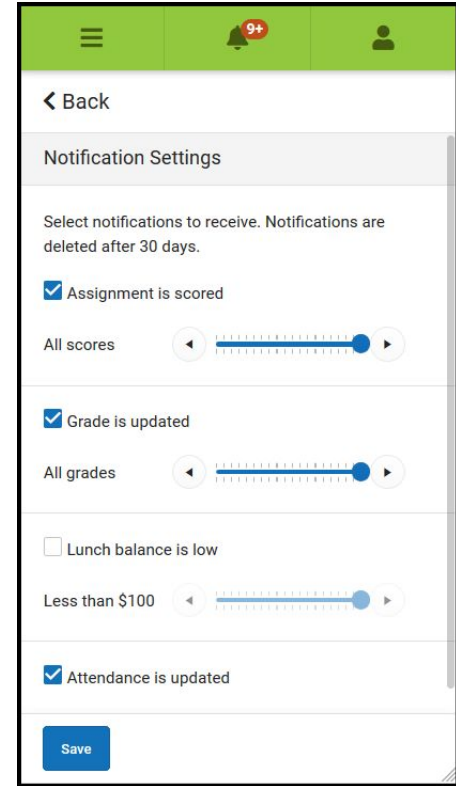


The screenshot shows the login interface for the Infinite Campus Campus Parent app. At the top left is the Infinite Campus logo, and at the top right is the tagline "simple || powerful". Below this is a red banner with the text "Campus Parent". The main heading is "Gilmanton School District". There are two input fields: "Parent Username" and "Password". Below the password field is a checkbox labeled "Stay logged in" with an information icon. At the bottom is a blue "Log In" button. At the very bottom, there are links for "Forgot Password?", "Forgot Username?", and "Help".

How do I get notifications?

Notifications are available through the Campus Student and Campus Parent mobile apps, if enabled by your school. You may need to enable notifications on your device as well, in addition to the app settings.

1. Before you log in, mark **Stay Logged In** to receive notifications.
2. After logging in, click the **user menu** in the top right and then click **Settings** and **Notification Settings**.
3. From there, indicate which types of notifications you'd like to receive and set the threshold for notifications. For example, indicate if you only want to receive Assignment notifications if the score is below 70%.
4. Click **Save**.



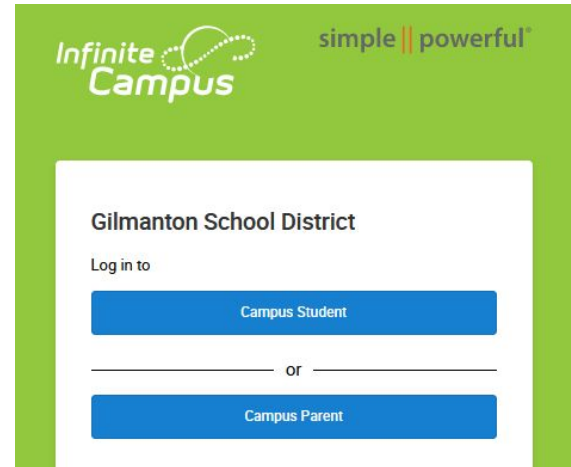
Logging in from a Web Browser

Students and parents have different login pages, but both can log in from the school's website at www.ghs.k12.wi.us.

On the right side of the main page, click on the Infinite Campus icon.

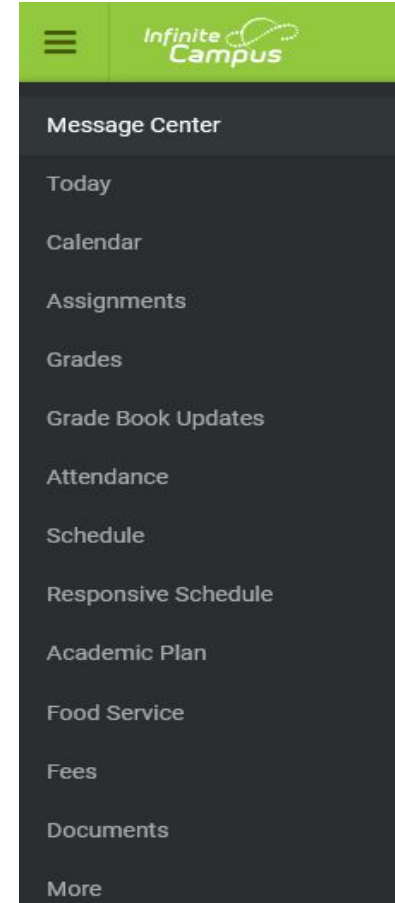


Choose whether you are a student or parent.



Message Center

After you log in, in the Message Center, you will see a menu similar to this on the left side of the screen.



Need help?

Call the school at 715-946-3158, option 2 or email the school [office](#) for assistance.



Supported Devices

To use the Campus Student or Campus Parent apps, mobile devices must be on an Android version of 5.0 or later and iOS devices must be on a version of 11.0 or later.