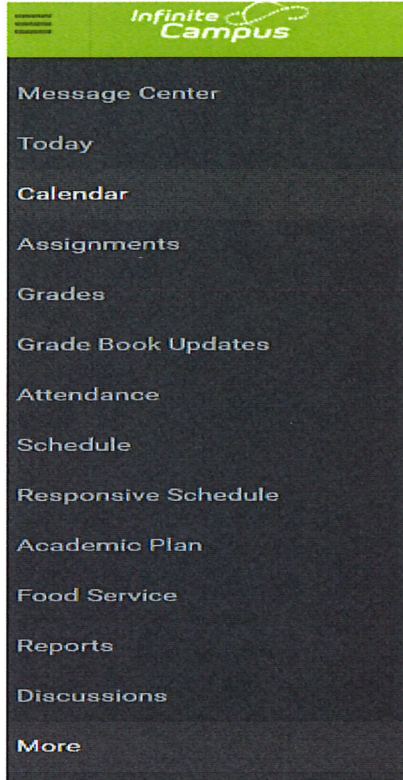


# Apply Online!

You may now apply for free or reduced meal benefits online, from the privacy of your home, through the Infinite Campus Parent Portal.

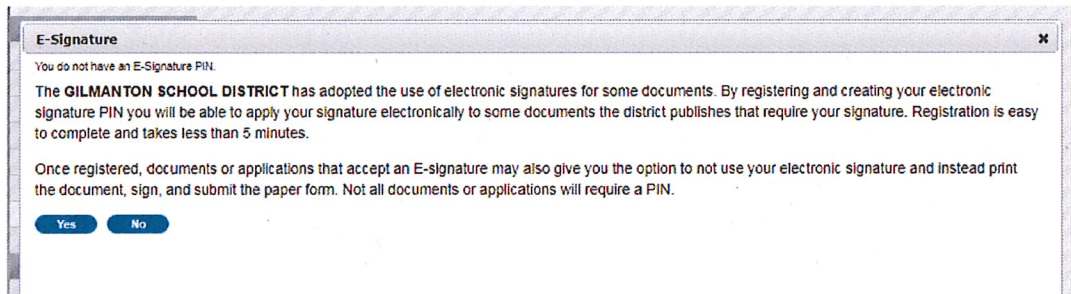
1. Log into the portal and click on the More link on the left side of the page.



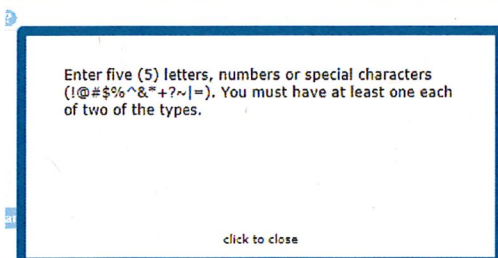
2. Then click the Meal Benefits link to start the application process.



3. Say YES to e-signature.



4. You will need to create a PIN, consisting of 5 characters, (letters, numbers, special characters).



Note: to enter the application you will use your newly created PIN along with your Infinite Campus portal password.